

CALCULUS AB

SECTION I, Part B

Time—50 Minutes

Number of questions—17

A GRAPHING CALCULATOR IS REQUIRED FOR SOME QUESTIONS ON THIS PART OF THE EXAMINATION

Directions: Solve each of the following problems, using the available space for scratchwork. After examining the form of the choices, decide which is the best of the choices given and fill in the corresponding oval on the answer sheet. No credit will be given for anything written in the test book. Do not spend too much time on any one problem.

In this test:

1. The exact numerical value of the correct answer does not always appear among the choices given. When this happens, select from among the choices the number that best approximates the exact numerical value.
 2. Unless otherwise specified, the domain of a function f is assumed to be the set of all real numbers x for which $f(x)$ is a real number.
29. If $f(x)$ is the function given by $f(x) = e^{3x} + 1$, at what value of x is the slope of the tangent line to $f(x)$ equal to 2?
- (A) $-.135$ (B) 0 (C) $.231$ (D) $-.366$ (E) $.693$

30. The graph of the function $y = x^3 + 12x^2 + 15x + 3$ has a relative maximum at $x =$
- (A) -10.613 (B) $-.248$ (C) -7.317 (D) -1.138 (E) $-.683$

GO ON TO THE NEXT PAGE 

31. The side of a square is increasing at a constant rate of 0.4 cm/sec. In terms of the perimeter, P , what is the rate of change of the area of the square, in cm^2 / sec ?

- (A) $0.05P$ (B) $0.2P$ (C) $0.4P$ (D) $6.4P$ (E) $51.2P$
-

32. Let f be the function given by $f(x) = 3^x$. For what value of x is the slope of the line tangent to the curve at $(x, f(x))$ equal to 1?

- (A) 1.099 (B) .086 (C) 0 (D) -.086 (E) -1.099
-

33. Given f and g are differentiable functions and

$$f(a) = -4, \quad g(a) = c, \quad g(c) = 10, \quad f(c) = 15$$

$$f'(a) = 8, \quad g'(a) = b, \quad g'(c) = 5, \quad f'(c) = 6$$

If $h(x) = f(g(x))$, find $h'(a)$

- (A) $6b$ (B) $8b$ (C) $-4b$ (D) 80 (E) $15b$
-

GO ON TO THE NEXT PAGE 

34. What is the area of the region in the first quadrant enclosed by the graph of $y = e^{-\frac{x^2}{4}}$ and the line $y = 0.5$?
- (A) 0.240 (B) 0.516 (C) 0.480 (D) 1.032 (E) 1.349
-

35. What is the trapezoidal approximation of $\int_0^3 e^x dx$ using $n = 4$ subintervals?

(A) 6.407 (B) 13.565 (C) 19.972 (D) 27.879 (E) 34.944

36. The second derivative of a function f is given by $f''(x) = x \sin x - 2$. How many points of inflection does f have on the interval $(-10, 10)$?

(A) Zero (B) Two (C) Four (D) Six (E) Eight

GO ON TO THE NEXT PAGE 

37. $\lim_{h \rightarrow 0} \frac{\sin\left(\frac{5\pi}{6} + h\right) - \frac{1}{2}}{h}$

(A) $\frac{\sqrt{3}}{2}$

(B) $\frac{1}{2}$

(C) 0

(D) $-\frac{1}{2}$

(E) $-\frac{\sqrt{3}}{2}$

38. $\frac{d}{dx} \int_{2x}^{5x} \cos t \, dt =$

(A) $5 \cos 5x - 2 \cos 2x$

(B) $5 \sin 5x - 2 \sin 2x$

(C) $\cos 5x - \cos 2x$

(D) $\sin 5x - \sin 2x$

(E) $\frac{1}{5} \cos 5x - \frac{1}{2} \sin 2x$

39. The base of a solid S is the region enclosed by the graph of $4x + 5y = 20$, the x -axis, and the y -axis. If the cross-sections of S perpendicular to the x -axis are semicircles, then the volume of S is

(A) $\frac{5\pi}{3}$

(B) $\frac{10\pi}{3}$

(C) $\frac{50\pi}{3}$

(D) $\frac{225\pi}{3}$

(E) $\frac{425\pi}{3}$

GO ON TO THE NEXT PAGE 

40. Which of the following is an equation of the line tangent to the graph of $y = x^3 + x^2$ at $y = 3$?

- (A) $y = 33x - 63$
 - (B) $y = 33x - 135$
 - (C) $y = 6.488x - 1.175$
 - (D) $y = 6.488x - 4.620$
 - (E) $y = 6.488x - 10.620$
-

41. If $f'(x) = \ln x - x + 2$, at which of the following values of x does f have a relative minimum value?

- (A) 5.146
 - (B) 3.146
 - (C) 1.000
 - (D) 0.159
 - (E) 0
-

42. Find the area of the region between the curve $y = \cos x$ and the x -axis from $x = 1$ to $x = 2$ radians.

- (A) 0
 - (B) 0.068
 - (C) 0.249
 - (D) 1.751
 - (E) 2.592
-

GO ON TO THE NEXT PAGE 

43. Let $f(x) = \int \cot x \, dx$; $0 < x < \pi$. If $f\left(\frac{\pi}{6}\right) = 1$, then $f(1) =$

(A) -1.861

(B) -0.480

(C) 0.134

(D) 0.524

(E) 1.521

44. A radioactive isotope, y , decays according to the equation $\frac{dy}{dt} = ky$, where k is a constant and t is measured in seconds. If the half-life of y is 1 minute, then the value of k is

(A) -41.589

(B) -0.012

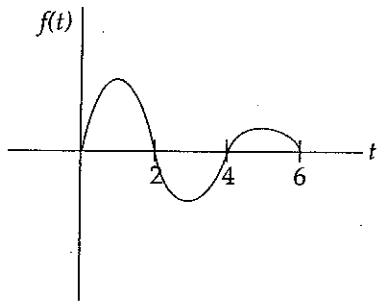
(C) 0.027

(D) 0.693

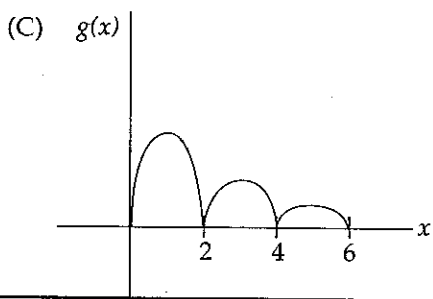
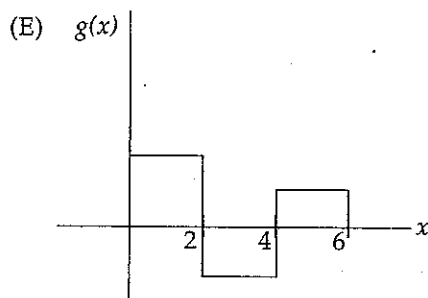
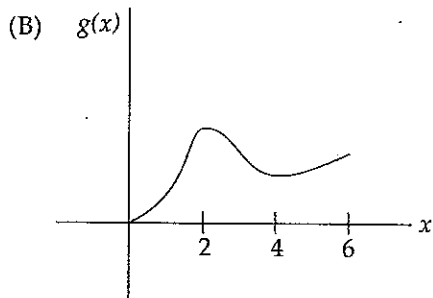
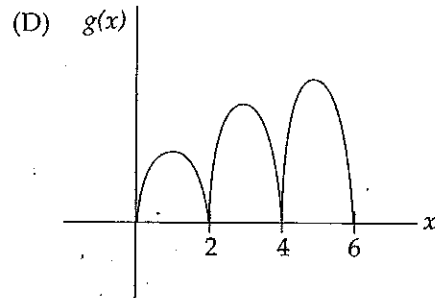
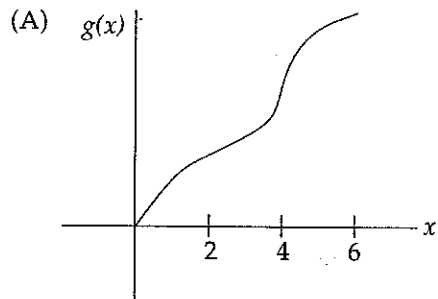
(E) 98.923

GO ON TO THE NEXT PAGE 

45.



Let $g(x) = \int_0^x f(t) dt$, where $f(t)$ has the graph shown above. Which of the following could be the graph of g ?



STOP

END OF SECTION I

IF YOU FINISH BEFORE TIME IS CALLED, YOU MAY CHECK YOUR WORK ON PART B ONLY.

DO NOT GO ON TO SECTION II UNTIL YOU ARE TOLD TO DO SO.